



Art.Nr./Item-no.:

516001-6

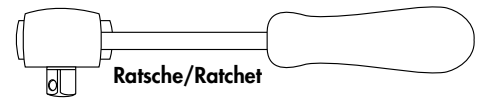
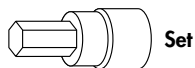
## Inhalt

- 1x 700013923 Tankring
- 1x 516000 Montageset Basic
- 2x Kunststoffdome
- 1x 700013924 Schraubensatz:
  - 2 Linsenschraube M5x20
  - 1 Linsenschraube M5x25
  - 1 Linsenschraube M5x30
  - 1 Linsenschraube M5x40
  - 1 Linsenschraube M5x45
  - 1 Senkschraube M5x45
  - 1 Senkschraube M5x20
  - 4 Aludistanzen  $\varnothing 8,4 \times \varnothing 5,3 \times 7,5$

## Content

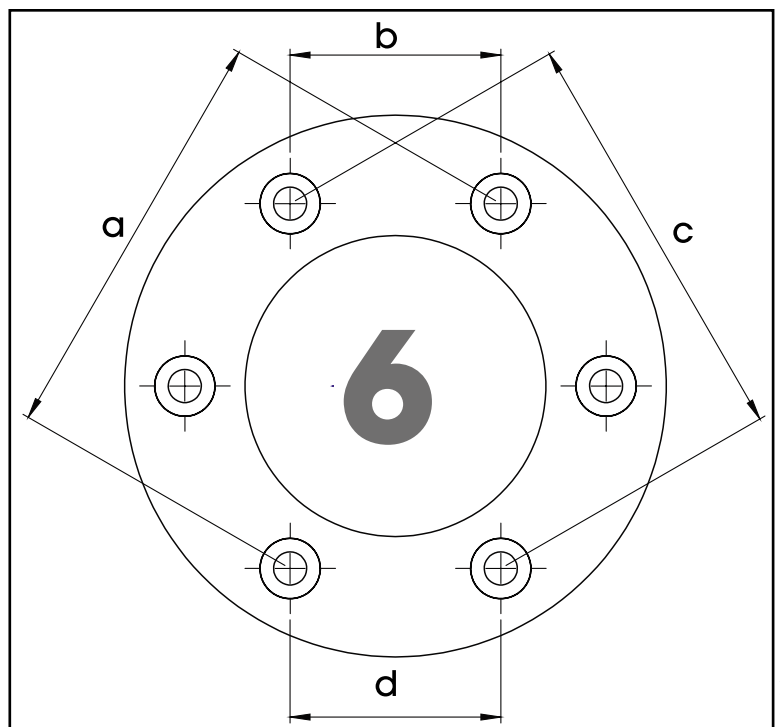
- 1x 700013923 Tank ring
- 1x 516000 Mounting set Basic
- 2x Plastic dome
- 1x 700013924 Screw kit:
  - 2 Filister head screw M5x20
  - 1 Filister head screw M5x25
  - 1 Filister head screw M5x30
  - 1 Filister head screw M5x40
  - 1 Filister head screw M5x45
  - 1 Countersunk screw M5x45
  - 1 Countersunk screw M5x20
  - 4 Alu spacer  $\varnothing 8,4 \times \varnothing 5,3 \times 7,5$

## Benötigte Werkzeuge / Required tools



## Maße / Dimensions

$\varnothing$	a	b	c	d
5	88,0	44,0	88,0	44,0



## **Wichtig / Important:**

Beachten Sie die in Ihrem Land geltenden Zulassungsbestimmungen.

Für den Bereich der BRD gilt: Ein Eintrag in die Fahrzeugpapiere ist nicht erforderlich.


Wir empfehlen, die Montage in einer Fachwerkstatt durchführen zu lassen. Bei der Montage, alle zugänglichen Schrauben vorerst nur locker andrehen, sodass eine spannungsfreie Montage gewährleistet wird. Beim Anziehen der Schrauben, Anzugsmomente beachten.

We recommend having the installation carried out in a professional workshop. During installation, tighten all accessible screws loosely at first to ensure tension-free installation. When tightening the screws, observe the tightening torques.

## **Montageanleitung / Installation Instruction**

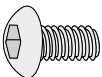
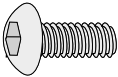
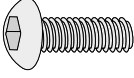
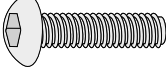
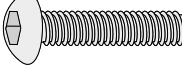
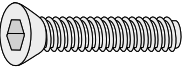
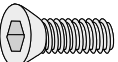
### **Montage des Tankrings:**

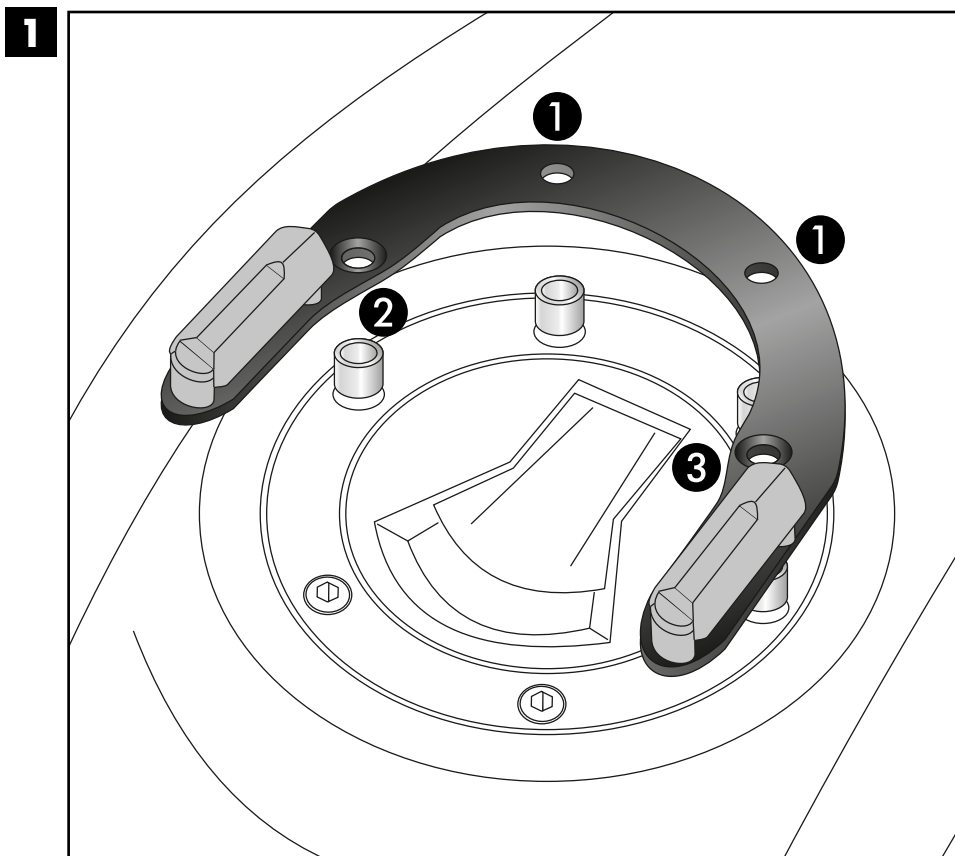
#### **Fastening of the tank ring:**

4x  Ø8,4xØ5,3x7,5

Je nach Modell und Gewindetiefe die vorderen Schraubenlängen wählen:

Select the front screw lengths depending on the model and thread depth:

- |   |   |       |
|---|---|-------|
| ① |   | M5x20 |
| ① |  | M5x25 |
| ① |  | M5x30 |
| ① |  | M5x40 |
| ① |  | M5x45 |
| ② |  | M5x45 |
| ③ |  | M5x20 |



Weiteres Zubehör auf [www.hepco-becker.de](http://www.hepco-becker.de) / More accessories see [www.hepco-becker.de](http://www.hepco-becker.de)